

## Select the Correct Devices in Zoom

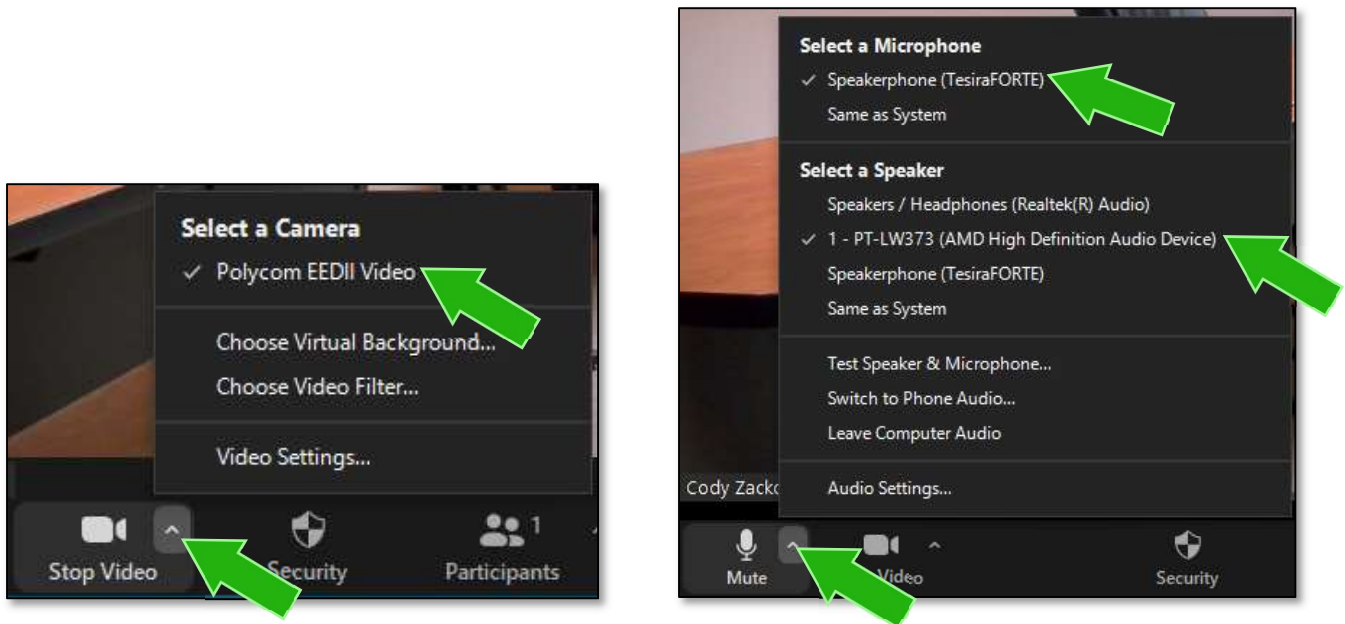
---

There is no special software or knowledge required to use the camera/microphone system in AEX 404. You just need to make sure the proper devices are selected in Zoom.

Select the Following Devices in Zoom:

- Camera: **Polycom EEDII Video**
- Microphone: **SpeakerPhone (TesiraFORTE)**
- Speaker: **1 – PT-LW373 (AMD High Definition Audio Device)**

Select devices in Zoom by clicking the carets next to “Stop Video” and “Mute” button in the bottom left of the Zoom Window. See the screenshots below for reference.



**Note:** the projector must be turned on for sound to come out of the ceiling speakers.

Once you have the correct devices selected in Zoom, there is nothing else you need to do use the equipment in the room with Zoom.

## Direct Support Line for Technology Issues

---

If you encounter any issues with the technology in AEX 404, you can reach Beckley ITS staff directly at **(304) 929-1444**.

## Select the Correct Devices in Zoom

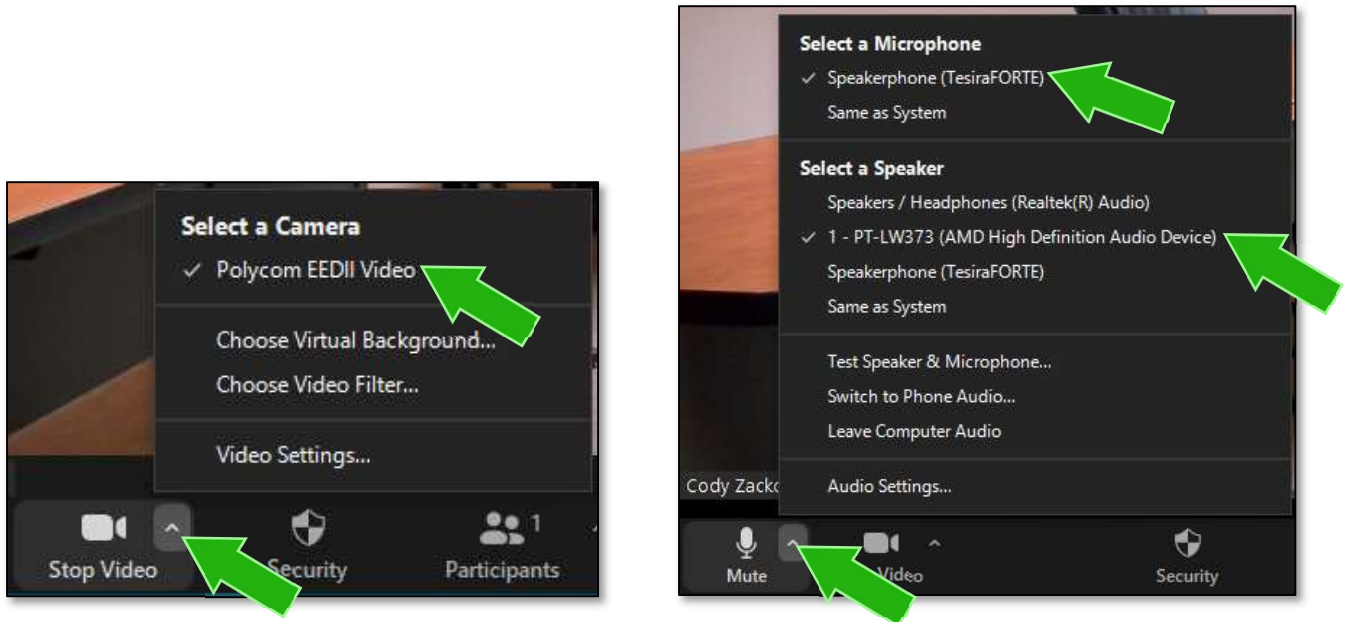
---

There is no special software or knowledge required to use the camera/microphone system in AEX 404. You just need to make sure the proper devices are selected in Zoom.

Select the Following Devices in Zoom:

- Camera: **Polycom EEDII Video**
- Microphone: **SpeakerPhone (TesiraFORTE)**
- Speaker: **1 – PT-LW373 (AMD High Definition Audio Device)**

Select devices in Zoom by clicking the carets next to “Stop Video” and “Mute” button in the bottom left of the Zoom Window. See the screenshots below for reference.



**Note:** the projector must be turned on for sound to come out of the ceiling speakers.

Once you have the correct devices selected in Zoom, there is nothing else you need to do use the equipment in the room with Zoom.

## Direct Support Line for Technology Issues

---

If you encounter any issues with the technology in AEX 404, you can reach Beckley ITS staff directly at **(304) 929-1444**.

## Select the Correct Devices in Zoom

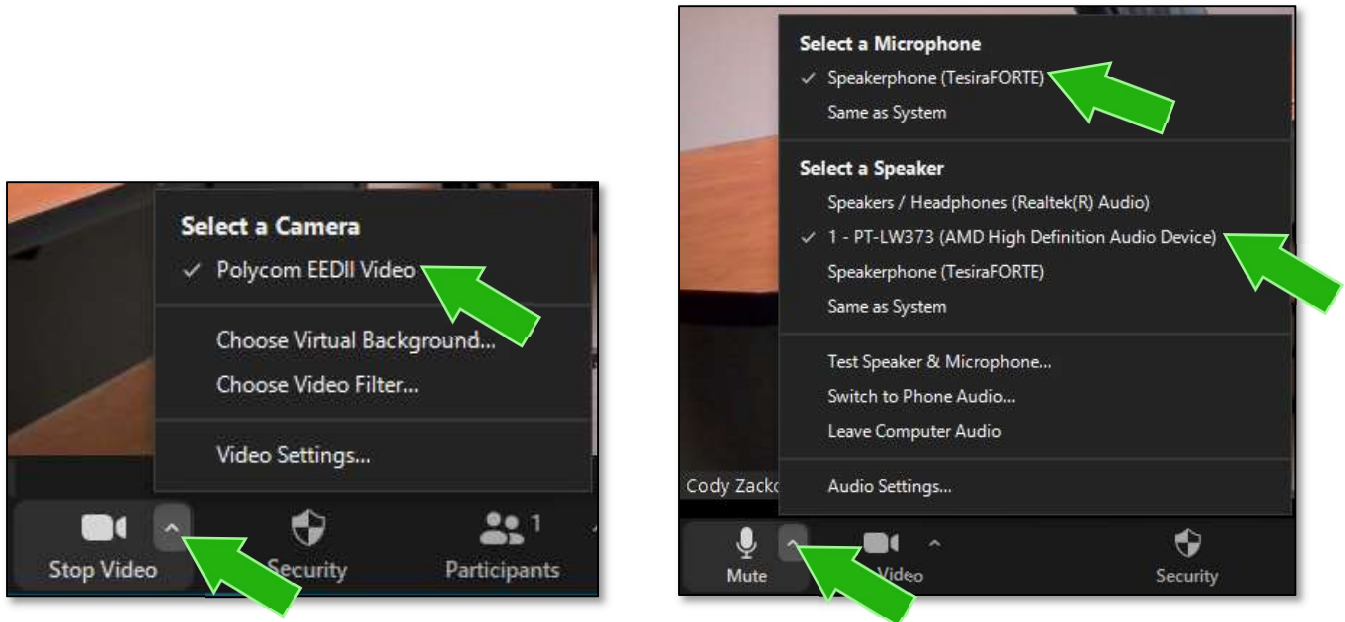
---

There is no special software or knowledge required to use the camera/microphone system in AEX 404. You just need to make sure the proper devices are selected in Zoom.

Select the Following Devices in Zoom:

- Camera: **Polycom EEDII Video**
- Microphone: **SpeakerPhone (TesiraFORTE)**
- Speaker: **1 – PT-LW373 (AMD High Definition Audio Device)**

Select devices in Zoom by clicking the carets next to “Stop Video” and “Mute” button in the bottom left of the Zoom Window. See the screenshots below for reference.



**Note:** the projector must be turned on for sound to come out of the ceiling speakers.

Once you have the correct devices selected in Zoom, there is nothing else you need to do use the equipment in the room with Zoom.

## Direct Support Line for Technology Issues

---

If you encounter any issues with the technology in AEX 404, you can reach Beckley ITS staff directly at **(304) 929-1444**.